



Kids' Ministry Toolbox



▶ Jeffrey & Ruth Ann Knight

▶ Married 23 years, 3 children

▶ 40 years in Christian education

▶ Sunday School teacher

▶ Youth Pastor


▶ Camp Director

▶ Christian School Teacher & Principal

▶ Studied at Wake Forest & Southern Baptist Seminary


▶ President of Empower Kids & Jeffini Entertainment


▶ Members- Chestnut Mt Presbyterian Church >


- 
- ▶ Review - Introduction to Christian Education
 - ▶ Why is Christian Education Vital?
 - ▶ Process of Discipleship?
 - ▶ What do we teach?
 - ▶ Who should teach?
 - ▶ How do we reach Children, Teens & Young Adults?
 - ▶ Biblical worldview/attitude
 - ▶ Modeling
 - ▶ Studying God's Word for yourself
 - ▶ Building Relationships with your students
 - ▶ And MORE >

▶ The 10 Course Program includes

- ▶ October 2023 - Introduction to Christian Education
- ▶ Dec. 4 – 8, 2023 - Children's Ministry CEF I, Part ONE
- ▶ Feb. 19-23, 2024 - Children's Ministry CEF I, Part TWO
- ▶ March 4 – 8, 2024 - Principles of NEXT Generation Ministry (Teens)
- ▶ May 27 – 31, 2024 - Children's Ministry CEF 2
- ▶ September 2024 - Practical ministry to children and teens
- ▶ November 2024 - Ministry to Young Adults 1
- ▶ March 2025 - Practice of NEXT Generation Ministry (Teens)
- ▶ May/June 2025 - Purpose Driven Ministry (Children, Teens & Adults)
- ▶ November 2025 - Ministry to Young Adults 2 >

- 
- ▶ But first . . . Who are YOU??
 - ▶ Partners and Discussion Groups
 - ▶ Name – Career – Family
 - ▶ Favorite Hobby
 - ▶ Experience working with Youth >

- 
- ▶ Share with your partner
 - ▶ 2 Favorite Foods
 - ▶ Favorite Video game/table game
 - ▶ Your experience of salvation and church >

- 
- ▶ Share with whole group –
 - ▶ Regarding working with Kids, Teens, or young adults
 - ▶ Which do you most enjoy?
 - ▶ Which scares you? >

- 
- ▶ What are the **GOALS** of a Great Program for Children – whether VBS, Bible Club, Sunday School, or other Christian group?



Review

Why Christian

Education?

What is the Purpose of the Church?

- ▶ Mark 10:45 – “The Son of Man did not come to be served, but to **SERVE** and to give his life as a **RANSOM** for many.”
- ▶ Luke 19:10 – “The Son of Man came to seek and to save what was **LOST** >

What is the Purpose of the Church?

- ▶ John 3:16 – “God so loved the world that he gave his one and only Son, that whoever believes in him shall not perish but have **eternal life**.”
- ▶ John 10:10 – “I have come that they may have **LIFE** and have it to the **FULLEST** >

What is the Purpose of the Church?

- ▶ I Timothy 1:15 – “Here is a trustworthy saying that deserves full acceptance: Christ Jesus came into the world to **save SINNERS** - of whom I am the worst.” >

Great Commission – Mt. 28:18-20

Then Jesus came to them and said, “All authority in heaven and on earth has been given to me.

¹⁹ Therefore **go** and **make disciples** of all nations, **baptizing** them in the name of the Father and of the Son and of the Holy Spirit, ²⁰ and **teaching them to obey everything I have commanded you.**

And surely I am with you always, to the very end of the age.” >

Great Commission re Kids – Mt. 28:18-20

GO – to the children

Making Disciples – of the children

Baptizing the children – Name of Father, Son, Holy Spirit

Teaching the children to OBEY everything I have commanded you

And Jesus I will be WITH you every step of the way!! >

SO . . . HOW DO WE DO IT?

Prayer – The foundation

Identify who the children are


Build Relationships with these kids and families

Invite to Programs that are appealing

Design and Run **GREAT Programs**

Programs that lead children into a **SAVING** relationship with Jesus Christ

AND a **LASTING** participation in the body of Christ - the church. >

- 
- ▶ What are the **PARTS** of a Great Program for Children (or Teens)– whether VBS, Bible Club, Youth Group, Sunday School, or other time together?
 - ▶ List these on the board . . . >

▶ FOOD Break!



Program Schedule

- ▶ **Monday** – Games & Singing
- ▶ **Tuesday** – Scripture Memory & Quiz games
 - ▶ And Leading Bible Studies
- ▶ **Wednesday** – Puppetry, Crafts, Storytelling
 - ▶ And Leading a Child to Christ
- ▶ **Thursday** – Capturing attention – Balloons
 - ▶ And Bible Dramas
- ▶ **Friday** – Put it all together - Presentations. >



GAME

TIME >

GAMES

- ▶ Why Have Games? – List reasons with your group
 - ▶ Universal
 - ▶ Ideal “Come and See” ... entry level activities
 - ▶ Pull NEW kids into your group
 - ▶ Provide opportunities for deeper message
 - ▶ Tear down emotional walls
 - ▶ Build relationships and help kids feel a part of the group
 - ▶ Stretch students – Develop tolerance, persistence, patience and other Christian virtues. >

GAMES

- ▶ MORE reasons to have Games? –
 - ▶ Improve Problem Solving
 - ▶ Build Community, acceptance & sense of belonging
 - ▶ Games are Relevant
 - ▶ Develops our imagination
 - ▶ Games lead to good health (gets kids off phones)
 - ▶ Provide good clean, trouble-free FUN. >

Games are not sports

- ▶ Many games originally meant for FUN have turned into professional sports... watching is not the same as playing!
- ▶ Everyone participates
- ▶ Nobody gets Hurt (physically or emotionally)
- ▶ Everyone WINS
- ▶ Everybody Has Fun
 - ▶ “Play is disappearing ... kids now think of “fun” as solitary experiences . . . No TEAMS... and kids are losing their ability to play just for fun. >

To Relate to Kids . . . We need to PLAY

- ▶ To get to know kids . . . We adults need to learn to love PLAY
- ▶ Play is one way to celebrate, let the laughter spill out... and let off steam or take a break from the cares of the world... and helps us grow closer to each other. >

Make a list of GAMES YOU LIKE

▶ Then share them with the group!



Games to AVOID

- ▶ Offensive Games – Not racially or stereotypical
- ▶ Games that stereotype Genders
- ▶ Games that draw attention to physical appearance
- ▶ Games that make students the target of a joke
- ▶ Games that belittle the losers
- ▶ Games that are Dangerous
- ▶ Games with things in the mouth
- ▶ Other ideas??.

Safety Tips for Games

- ▶ Consider the age group of the children/youth
- ▶ Avoid throwing things towards a face
- ▶ Avoid putting things in your mouth
- ▶ Avoid mixing big and small/ weak and strong
- ▶ Have some options for kids who may not want to participate
- ▶ Check your play area for dangers
- ▶ Have leaders who are watching for bad situations
- ▶ Watch for and stop rough housing
- ▶ **Other?? >**

Taking typical games to the next level

- ▶ Change the Number of goals
- ▶ Change the number of teams
- ▶ Change the number of objects used
- ▶ Change the TYPE of objects/goals used
- ▶ Change the setting or time of day
- ▶ Change the size of the game area (small or Huge)
- ▶ **Other??** >



SONG

TIME!

Why Kids DON'T Sing

- ▶ No models
- ▶ the leadership hasn't prepared well.
- ▶ They are embarrassed
- ▶ Unfamiliarity with songs (Always have Lyrics)
- ▶ Can hear themselves (Turn up the volume) >

Why Kids DON'T Sing


- ▶ Song difficulty (rhythm, vocal ranges, melody)
- ▶ Song style (Change style of classics)
- ▶ Wrong Key (too high or low)
- ▶ Leaders aren't singing (so train & encourage your leaders)

▶ **Other??** >

Tips for Singing with Groups

- ▶ Choose Simple Songs
- ▶ Lead by example
- ▶ Use FUN songs . . . Then move to Worship songs
- ▶ Motion Songs
- ▶ Keep familiar songs in lineup . . .
- ▶ Add new songs carefully & sparingly
- ▶ Learn songs at a reasonable pace . . . Then sing again
- ▶ Scripture Songs >

Process of Christian Education



Matt 13:1-9

3 That same day Jesus went out of the house and sat by the lake. **2** Such large crowds gathered around him that he got into a boat and sat in it, while all the people stood on the shore.

3 Then he told them many things in parables, saying: “A farmer went out to sow his seed. **4** As he was scattering the seed, some fell along the **path**, and the birds came and ate it up. **>**

Matt 13:1-9

⁵ Some fell on **rocky** places, where it did not have much soil. It sprang up quickly, because the soil was shallow. ⁶ But when the sun came up, the plants were scorched, and they withered because they had **no root**. ⁷ Other seed fell among **thorns**, which grew up and choked the plants. ⁸ Still other seed fell on **good soil**, where it produced a crop—a hundred, sixty or thirty times what was sown. ⁹ Whoever has ears, let them hear.” >

- ▶ **Process of Christian Education/Discipleship**
- ▶ **Matthew 13:1-23 Parable of the Sower**
- ▶ When anyone HEARS the message...
 - ▶ Path
 - ▶ Rocky Places
 - ▶ Thorns
 - ▶ Good Soil >

Matt 13:18-23

18 “Listen then to what the parable of the sower means: 19 When anyone hears the message about the kingdom and does not understand it, the evil one comes and snatches away what was sown in their heart. This is the seed sown along the **path**. >

▶ **Path-** Discuss ways teachers can work to make the Bible and your teaching more understandable . . . To Children . . . To TEENS . . . To YOUNG ADULTS. >

▶ Understand your students

▶ Developmental stages

▶ Cognitive abilities

▶ Your LANGUAGE and the words you use.

▶ Use illustrations from your life/their life

▶ Build from basic stories to concepts to truths >

Path

- ▶ Hears the message about the kingdom
- ▶ Does NOT UNDERSTAND IT.
- ▶ God ultimately places the understanding in their mind/heart... by HIS grace.
- ▶ But teachers should work to make it understandable >

Matt 13:20-21-Rocky Ground

The seed falling on rocky ground refers to someone who hears the word and *at once receives it with joy*. ²¹ But since they have no root, they last only a short time.

When trouble or persecution comes because of the word, they quickly fall away. >


▶ **Rocky** - Discuss the kinds of ROOTS a young Christian must grow . . . What are they to be rooted in.? >

- ▶ God's Word (read, study, memorize, meditate)
- ▶ Prayer
- ▶ Worship
- ▶ Fellowship
- ▶ Service

Matt 13:22-23 – Thorny places

The seed falling among the **thorns** refers to someone who hears the word,

but the worries of this life and the deceitfulness of wealth **choke the word**, making it **unfruitful**. >

- 
- ▶ **Thorny** - Discuss the ways people are influenced by worries of this world & Deceitfulness of wealth >
 - ▶ List things teachers, parents, and churches can do to address the worries of the world... and deceitfulness of wealth.
 - ▶ Find scriptures that address these... make a list >

Matt 13:18-23 Good Soil

23 But the seed falling on **good soil** refers to someone who **hears the word and understands it.**

This is the one who produces a crop, yielding a hundred, sixty or thirty times what was sown.” >

Matt 13:18-23 Good Soil


Discuss with your partner what you think it means to Understand the Word of God?" >

Scripture Memory

Why?

Psalm 119:11

I have hidden
your word in my
heart that I
might not
sin against you



Dallas Willard

“Bible memorization is absolutely fundamental to spiritual formation. If I had to choose between all the disciplines of the spiritual life, I would choose Bible memorization, because it is a fundamental way of filling our minds with what it needs. This book of the law shall not depart out of your mouth. That’s where you need it! How does it get in your mouth?
Memorization”

(“Spiritual Formation in Christ for the Whole Life and Whole Person” in *Vocatio*, Vol. 12, no. 2, Spring, 2001, p. 7)

Chuck Swindoll . . .

“I know of no other single practice in the Christian life more rewarding, practically speaking, than memorizing Scripture. . . . No other single exercise pays greater spiritual dividends!

Your prayer life will be strengthened.

Your witnessing will be sharper and much more effective.

Your attitudes and outlook will begin to change.

Your mind will become alert and observant.

Your confidence and assurance will be enhanced.

Your faith will be solidified” >

(Growing Strong in the Seasons of Life, 61).

▶ 1. Conformity to Christ

- ▶ Paul wrote that “we all, . . . beholding the glory of the Lord, are being transformed into the same image from one degree of glory to another” ([2 Corinthians 3:18](#)).
- ▶ If we would be changed into Christlikeness, we must steadily see him. This happens in the word.
- ▶ “The Lord *revealed himself* to Samuel at Shiloh *by the word of the Lord*” ([1 Samuel 3:21](#)).
- ▶ Bible memorization has the effect of making our gaze on Jesus steadier and clearer.

▶ 2. Daily Triumph over Sin & Satan

- ▶ How can a young man keep his way pure? By guarding it according to your word. . . . I have stored up your word in my heart, that I might not sin against you” ([Psalm 119:9, 11](#)).
- ▶ Paul said that we must “by the Spirit . . . put to death the [sinful] deeds of the body” ([Romans 8:13](#)).
- ▶ The one Offensive piece of armor of God is the “sword of the Spirit” which is the word of God ([Ephesians 6:17](#)).
- ▶ When Jesus was tempted in the Garden, He recited Scripture . . . And Satan Fled!


▶ 3. Comfort and Counsel for others

- ▶ Proverbs 25:11 says, “A word fitly spoken is like apples of gold in a setting of silver.”
- ▶ Sometimes you or others you love need Godly comfort ... and you may not have a Bible handy.

4. Sharing the Gospel with others

- ▶ Memorize scripture that summarizes the Gospel under 4 headings:
 - ▶ God's Holiness/Law/Glory
 - ▶ Man's Sin/rebellion/ disobedience
 - ▶ Christ's Death for Sinners
 - ▶ The free gift of life by Grace through Faith in Christ.
- ▶ Roman Road is helpful.

5. Communion/Fellowship with God



- ▶ Think & Meditate on THIS:
- ▶ The Lord is merciful and gracious, slow to anger and abounding in steadfast love. He will not always chide, nor will he keep his anger forever. He does not deal with us according to our sins, nor repay us according to our iniquities. For as high as the heavens are above the earth, so great is his steadfast love toward those who fear him; as far as the east is from the west, so far does he remove our transgressions from us. As a father shows compassion to his children, so the Lord shows compassion to those who fear him. For he knows our frame; he remembers that we are dust. (Psalm 103:8–14)

Tips for Scripture Memory with Kids

- ▶ Introduce verse in Interesting ways
- ▶ Break it down into bite-sized pieces
- ▶ Use motions
- ▶ Use Music
- ▶ Repetition and Review!!!
- ▶ Rewards are nice too!!

MORE Tips for Scripture Memory with Kids

- ▶ Make it understandable
- ▶ Especially for younger children
- ▶ Might want to use a simpler translation
- ▶ Read it out of the BIBLE
- ▶ Older kids . . . Challenge them to learn LONG passages.
- ▶ What else . . . Share with your partner more ideas

List KEY scripture passages to teach kids

- ▶ Work with your partner to make a list of the KEY scripture passages we should teach...

Program idea

- ▶ Have specific characters teach the verse
- ▶ Don't just teach the verse . . . Make it a challenge, puzzle, game, or treasure hunt to FIND the verse . . . So the kids WANT to find it and learn it.



Quiz Show/ Game

What is the quiz show?

Provides high energy, interactive opportunity to review what children have been learning... it's best to have all the kids together.

Tips for Quiz Show

- ▶ Fast moving, full of energy and fun
- ▶ You might have the kids participate as teams
- ▶ Tell kids how they should indicate they want to answer . . . But make it funny and different
- ▶ If child is incorrect . . . Respond positively
- ▶ If no one knows answer . . . Give hints
- ▶ Repeat all answers so everyone can hear and learn
- ▶ Repeat the harder questions the next time
- ▶ Call on lots of different kids so everyone feels a part

The questions

- ▶ NEW Questions – from today's Bible story
- ▶ Review Questions – From earlier Bible stories
- ▶ Friendly Questions – Fun and silly questions

More about The questions

- ▶ Vary difficulty
- ▶ Give young kids choice between two answers
 - ▶ “Was the woman at the well from Grenada or Samaria”
- ▶ Include general questions (not from the Bible) for kids who might not know too much Bible
- ▶ Use Special Characters to run the Quiz time... use the same person(s) each day
- ▶ Prizes are ALWAYS fun... have a different person hand out the prizes... TEAM prizes are also fun.

Some ideas about leading the Quiz

- ▶ Cup Stack... when a team answers right... the person can stack one cup or plate up to build a tower... highest tower wins.
- ▶ Build a Bear – Draw “Bear” (or other character) in the sand or on a poster/white board... one part at a time... team with most complete bear wins.
- ▶ Jeopardy – (works for teens) – have several categories with questions getting harder... keep score.
- ▶ Other ideas?



Bible Study Preparation

Good Bible Study Tips for Leaders

Have a good Bible

Read it every day

Devotional reading, memory, meditate, study

Difference between reading and study

Bible study tools – Concordance, Commentary,
Dictionary, other tools. >

Good Group Bible Study has 4 parts

Opening Question – A question that gets everyone talking and leads to the topic.

Observation Questions – what does the text say?

Interpretation Questions – what does the text mean?

Application questions – what does the meaning of the text mean for ME? >

Assign Bible Passages

Story of David and Goliath – I Samuel 17

John the Baptist baptizing Jesus – Mark 1

Noah and the Ark – Genesis 7

Daniel and the Lion's Den – Daniel 6

Jesus Walking on Water – Matt 14:22-33

Opening question

When beginning a Bible study, it is best to begin with opening questions that everyone feels safe to share. It's best to have questions that help to introduce the topic of discussion and the passage to be studied.

Safe

Easy to share

Related to the theme

Introduces the topic or scripture

NOT yes or no questions.

Opening question -

With your partner . . . Develop 3 GREAT opening questions for YOUR passage.

Examples:

Tell us about a time you found it difficult to be honest.

Share a time in the last few weeks when you were scared. >

Observation Questions

When we observe a passage of Scripture, we are asking questions which help us pay attention to details ... questions like:

WHO are the people in the story?

WHERE are they?

WHAT are they Doing, thinking, smelling, hearing?

WHY are they doing it?

WHEN are they doing it?

Practice Observation Questions

Write 5 observation questions . . .

What does the scripture SAY...

Practice Interpretation Questions

What are some things about this text that need interpretation? Write down 4 interpretation questions . . . For example . . .

What does it MEAN?

Practice Application Questions

Work with your partner to develop 4 interpretation questions... for example:

What does it mean to You and ME?

<https://www.jefini.com/birthdaymagicshow.html>



Bible Study TIPS

Tips and tricks for good small group discussions

Sit in a circle – same level

Minimize distractions (name a few)

Keep the group small (no more than around 8 – 10)

Make sure their needs have been filled (food, drink, bathroom, emotional, need for attention)

Set clear expectations >

Tips and tricks for good small group discussions

Limit the time re age group (gradually increase time)

Give focused attention

Eye Contact

Active listening (repeat what they say)

Include everyone with sensitivity to their need.>

Tips and tricks for good small group discussions

Control participants to who want to dominate the discussion.

Provide energetic activities followed with cool down activities before small group Bible time.

Know and use participants' names

Keep eye contact . . . Move attention around

Copies of the SAME Bible translation for each person? >

Tips and tricks for good small group discussions

Keep the focus moving

Encourage every answer by showing them appreciation for their responses.


Use prayer . . . Model prayer

Always direct them back to the Bible . . . Emphasize that the Bible is the place we find the answers! >

End Day 2

Tomorrow – Puppets, Crafts, Stories, and Evangelism

Puppetry



Why Use Puppets in classroom

- ▶ Emotional Development... can teach kids about their feelings and emotions
- ▶ Listening Skills – Kids will listen to puppets
- ▶ Develops motor skills when kids use puppets
- ▶ Social Skills – Provides structured opportunities for children to interact with other children or other puppets.
- ▶ Encourages Creativity

Why Use Puppets in classroom 2

- ▶ Guidance – Children can learn appropriate behaviors by watching the puppet's example ... or if the puppet explains classroom rules
- ▶ Can increase concentration
- ▶ Language development
- ▶ Can educate in Values
- ▶ Puppets can share the Gospel too...

Why Use Puppets in your program

- ▶ Grabs Children's attention
- ▶ Kids often listen better to your puppet
- ▶ You can teach the children by "teaching" puppet
- ▶ Use puppets to present the drama or Bible Story
- ▶ Use puppets to review the lesson
- ▶ Use puppet to help teach the Memory Verse
- ▶ Use puppet to help lead singing
- ▶ OTHER Ideas?


Tips for Using Puppets

- ▶ Best to only let children see YOUR puppet when the puppet is “alive”
- ▶ Proper Mouth Movement
- ▶ Eyes Focus - looking at audience
- ▶ Posture and Breathing
- ▶ Be still . . . Then make definite movement
- ▶ Don't upstage
- ▶ Children will focus on what the puppet focuses on
- ▶ Use different voices if you can.

Tips for Using Puppets

- ▶ Synchronize lips
- ▶ Entrances and Exits
- ▶ Ground ---
- ▶ Using arms/hands
- ▶ Expressions
- ▶ Storytelling – develop your puppet's voice and personality by reading a children's book or story
- ▶ What is your puppet's character
 - ▶ You can even write a backstory/biography for your puppet

Crafts



CRAFTS

- ▶ Why use Crafts --- your answers
- ▶ What are ways YOU make craft time great?
 - ▶ Preparation- practice making it before teaching it
 - ▶ Have all the supplies you need
 - ▶ Consider Clean up needs and time
 - ▶ Keep children clean from the craft process
 - ▶ Consider SAFETY
 - ▶ OTHER IDEAS-

CRAFTS

- ▶ Start with Fun and easy projects
- ▶ Encourage Creativity and self-expression
- ▶ Allow for messiness
- ▶ Show appreciation for their efforts
- ▶ You may want to create a dedicated “art space”
- ▶ Join them in making the craft
- ▶ Prepare the Kids for the craft . . . Show them examples of what you’ll be making.
- ▶ Allow time to dry or set
- ▶ Adjust your expectations and don’t get flustered.
- ▶ Display your finished projects

CRAFTS

- ▶ Brainstorm some fun craft projects with your partner >

Storytelling

Why Use Stories?



I had always felt life first as a story; and
if there is a story there is a story-teller.

- G.K. Chesterton

Why Use Stories?

- ▶ Jesus told stories!!!!!!
- ▶ History ... is HIS Story
- ▶ Story is one of the ways God connects with us
- ▶ Stories engage children's imagination
- ▶ Stories are memorable
- ▶ Stories can teach values
- ▶ Stories are part of our culture
- ▶ Other reasons?

Story Telling Tips



- ▶ KNOW your story!
- ▶ Add details
- ▶ The power of “3”
- ▶ Use your voice
- ▶ Use voices
- ▶ Hold eye contact
- ▶ Add energy

Story Telling Tips

- ▶ Paint a picture they can “see”
- ▶ Use rhythm and rhyme
- ▶ Voice Dynamics
- ▶ Warm ups for your voice
- ▶ Practice, practice, practice
- ▶ Other tips...>

Where to find great stories

- ▶ Your own Life illustrations are great
- ▶ The Bible
- ▶ Story Books
- ▶ Your family
- ▶ Cultural stories

Reading Picture Book tips

- ▶ Read it slowly
- ▶ Show pages to everyone
- ▶ You may need to stand and walk to show it
- ▶ Choose age-appropriate books
- ▶ Consider their attention span
- ▶ Younger kids – fewer words
- ▶ All the tips for story telling

Reading Picture Book tips

- ▶ Train the children for story-time
 - ▶ How to be good listeners
 - ▶ Start with movement, rhyme, get out the wiggles... then something that quiets them down.
 - ▶ Focus their attention...
 - ▶ Call Backs
 - ▶ Be Flexible
 - ▶ Sometimes summarize parts of the story

Reading Picture Book tips

- ▶ How to find good book recommendations
 - ▶ **ReadAloudRevival.com**
 - ▶ They also have a good podcast
- ▶ **www.thegoodbook.co.uk**



Leading a Child to Christ

KEY TIPS

- ▶ Build a Relationship
- ▶ Lay the groundwork... basic understandings
 - ▶ Teach the Basic Doctrines of the Church
- ▶ Explain who Jesus is and what He has done
- ▶ Ask for a commitment
 - ▶ To read Scripture and to Pray about a commitment
 - ▶ to trust Jesus as Lord and Savior.
- ▶ Discipleship is a Process

Remember

- ▶ Children will raise their hand for anything
- ▶ **One on one** sharing is better than group
- ▶ Ask questions to discern the child's understanding, knowledge, and desire.
- ▶ Prayer... A repeated prayer may not be a true prayer of a child's heart.
- ▶ Explain what happens when the child trusts in Jesus.

Review What we teach- Key Doctrines:

- ▶ God is
- ▶ God has spoken
- ▶ The Fall – Original Sin
- ▶ The Incarnation
- ▶ The Cross and atoning death of Christ
- ▶ The bodily resurrection
- ▶ The Nature of God/ His Sovereignty

Key Doctrines

- ▶ The Trinity
- ▶ Justification by Faith alone
- ▶ Forgiveness and Reconciliation
- ▶ The Church
- ▶ Sanctification and Holiness
- ▶ Dignity of Human Life
- ▶ The Return of Jesus

J. I. Packer – three word summary

▶ “God Saves Sinners”

- ▶ **God**- the Triune Jehovah, Father, Son, and Spirit; three Persons working together in sovereign wisdom, power and love to achieve the salvation of a chosen people,
- ▶ the **Father electing**,
- ▶ the **Son** fulfilling the Father’s will by **redeeming**,
- ▶ the **Spirit** executing the purpose of Father and Son by **renewing**....

J. I. Packer – three word summary

▶ “God Saves Sinners”

- ▶ **Saves-** GOD does EVERYTHING, first to last, that is involved in bringing man from death in sin to life in glory:
 - ▶ plans, achieves and communicates redemption, calls and keeps, justifies, sanctifies, glorifies...
 - ▶ ... EVERYTHING

J. I. Packer – three word summary

▶ “God Saves Sinners”

- ▶ **Sinners-** ...people as God finds them, guilty, vile, helpless, powerless, unable to lift a finger to do God's will or better their spiritual lot (That's our condition).

Nicene Creed

- ▶ I believe in **one God**, Father Almighty, Creator of heaven and earth, and of all things visible and invisible.

Nicene Creed

- ▶ And in **one Lord Jesus Christ**, the only-begotten Son of God, begotten of the Father before all ages; Light of Light, true God of true God, begotten, not created, of one essence with the Father through Whom all things were made. Who for us men and for our salvation came down from heaven and was incarnate of the Holy Spirit and the Virgin Mary and became man. He was crucified for us under Pontius Pilate, and suffered and was buried;

Nicene Creed

And **He rose on the third day**, according to the Scriptures. He ascended into heaven and is seated at the right hand of the Father; And He will come again with glory to judge the living and dead. His kingdom shall have no end.


Nicene Creed

And in the **Holy Spirit**, the Lord, the Creator of life,
Who proceeds from the Father, Who together with
the Father and the Son is worshipped and glorified,
Who spoke through the prophets. In one, holy,
catholic, and apostolic Church. I confess one
baptism for the forgiveness of sins. I look for the
resurrection of the dead, and the life of the age to
come.

Broad Outline of the Faith

- ▶ The Gospel, as of first importance (1 Cor 15:1-5)
- ▶ The sound doctrine that conforms to the Gospel (1 Tim 1:10-11)
- ▶ The life-giving benefits that flow from the Gospel (2 Tim 1:10)
- ▶ The way of living that conforms to sound doctrine (Tit 2:1-15)

Some simple illustrations





Capturing Attention

Gathering a Crowd

- ▶ Compel them to come in.
- ▶ Make a list or ways to bring children/youth
- ▶ Balloon Twisting

Bible Drama

3 options

- ▶ Narrator tells story using kids or leaders to act out the drama (see resources)
- ▶ OR Leaders Act out drama
- ▶ OR Kids practice and act out drama

Tips

- ▶ Script or no script
- ▶ Use Costumes (costume trunk)
- ▶ Use Spots on ground
- ▶ Use simple props
- ▶ Use Key Words . . . And Repetition
- ▶ Use audience motions and participation
- ▶ Best to have ONE KEY POINT
- ▶ Use the Power of 3
- ▶ Use audience repeated call back responses

Other Ways to incorporate Drama

▶ Clowning

▶ Mime

▶ Puppets

▶ Full Stage Plays (with teens or kids)



YOUR Program Plans

Assignment

▶ With Your GROUP

▶ Plan ONE program with the following elements

1. Theme/Main Point of the Lesson/Game Time
2. Song Time
3. Puppets or puppet used in the program
4. Quiz Time
5. Memory Verse
6. Bible Story/Drama
7. Small Group Bible Study

Assigned Scripture

- ▶ THEME OF ALL – Who is Jesus
- ▶ Mark 1:1-20 ... John the Baptist & Jesus
- ▶ Matthew 4:1-11 ... Temptation of Jesus
- ▶ Mark 2:1-12 ... Jesus Heals a Paralytic
- ▶ Mark 6:30-44 ... Jesus Feeds the 5000
- ▶ Matt. 14:22-33 ... Jesus Walks on Water

Tomorrow- Put it all together

- ▶ Present part of your program
- ▶ Practice leading your Bible study
- ▶ Final Touches and answer YOUR questions.

Choose 2 people (child, teen, adult) or families you would like to build a relationship with... page 39

- Write down their name(s)
- Develop a plan to start building a relationship
 - Ways you can get to know them
 - Ways you can show them you value them.
 - Choose one group member ... then choose someone who you'd like to invite to your group>

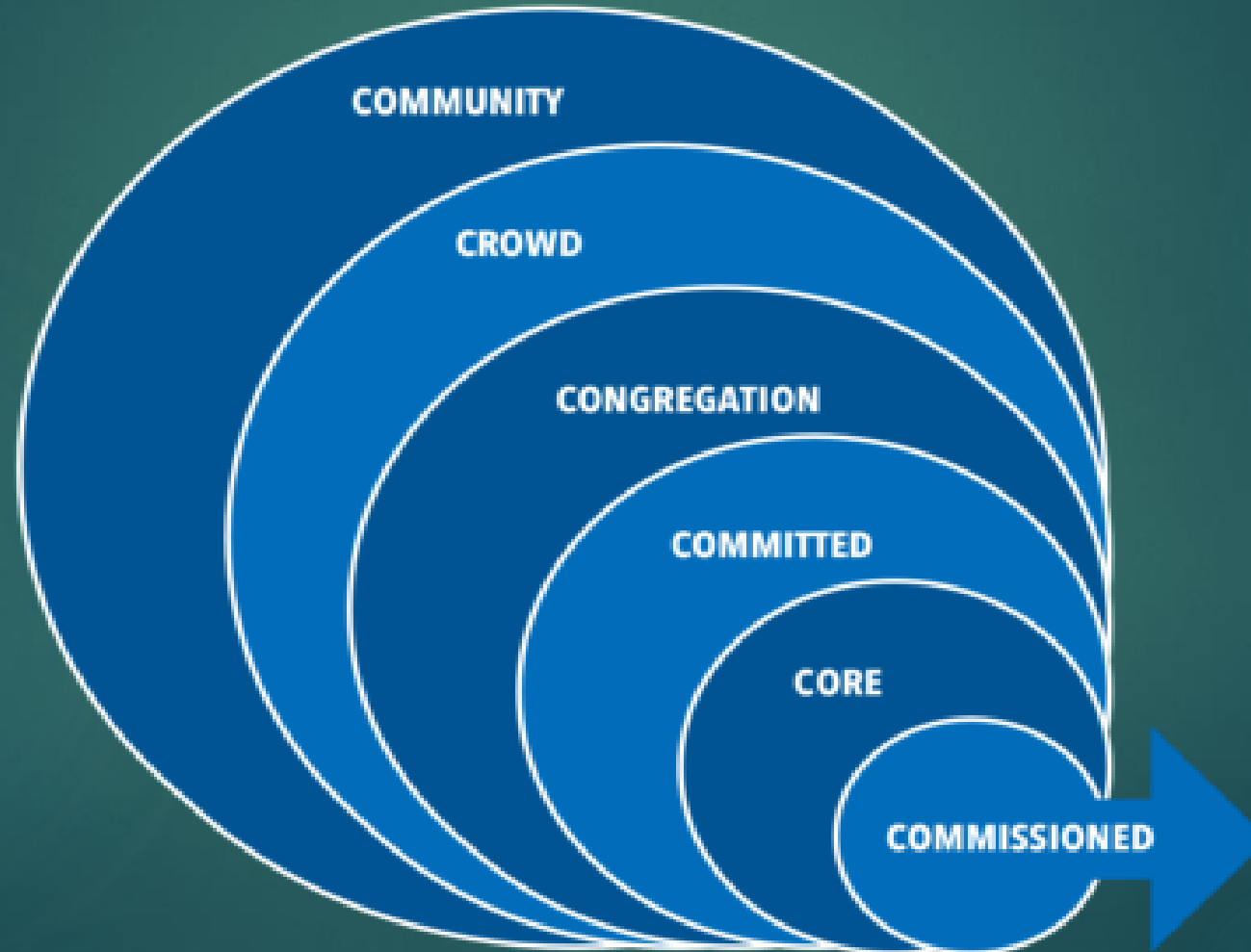


**Strategize for
Next 3 months.**

- 
1. Set goals for your program
 2. Brainstorm & Pray about ideas for activities/programs
 3. Put 1 or 2 BEST ideas on your calendar plan
 4. Recruit & Train volunteers you'll need to implement
 5. Implement program
 6. Report to the group!! Each step of the way
 7. Evaluate and repeat >

Identify your target group(s)

Work through this process for each of the target groups.





Plan your program for the year . . .

Use the Program Components to enhance your program

Report to the Group how it's going.

TRAIN OTHERS!!!

- Make it your goal to train 2+ volunteers this fall.
- Plan a week-long Camp/Club Program for next Summer
- Start recruiting helpers NOW!!

Prayer time

Accountability to ONE partner in the class

Feel free to contact me